

Topic Schedule: Friday, February 3, 2017

Session 1: 8:00 a.m. – 10:00 a.m.



“Creating a Cupcake like Wayne”

with Jody Summers, Region 2 VASE Director

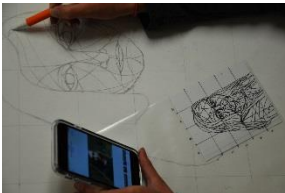
Students will learn about Wayne Thiebaud and his “Cakes.” Then, using clay create a cupcake like Wayne and paint with Acrylic.



“Bird’s Nest Collage”

with Susan Travis, ACISD, Rockport-Fulton MS Art Teacher

Participants will create a small collage on 4x4 canvas board using acrylic paints, old book pages, paper lace and mod Podge.



“Contour/Blind Contour Portraits”

with John Jimenez, ACISD, Rockport-Fulton HS Art Teacher

Explore an easy way to create quality portraits using simple contour techniques. Educators will need a portrait photo of any subject. Cell phone photos will work as well.



“Digital Photography and Photo Editing”

with John Martell & Stephen Fisher, professional photographers

Join expert photographers in a comprehensive exploration of cameras, composition strategy, digital editing software packages and output options. Time will be spent on traditional cameras as well as cell phone photography. This session will be held in John Martell’s photography studio in downtown Rockport.

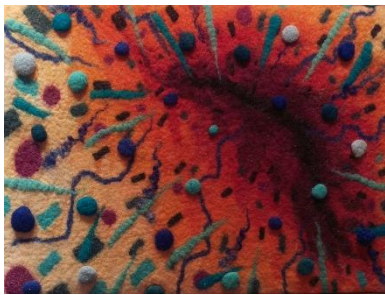
Topic Schedule: Friday, February 3, 2017

Session 2: 10:15 a.m. – 12:15 p.m.



"Painting A Pear" for Elementary Level with Jody Summers, Region 2 VASE Director

Students learn about how to layer colors, highlights, and shadows using color, not black, to create an acrylic painting of a pear.



"Fiber Arts Resurgence"

with Kimberly Delgado, CCISD, Veterans Memorial HS Art Teacher

Fiber Arts have returned to the TEKS as evident at State Conference in 2016. Kimberly will take participants through a summary of ideas presented to help teachers incorporate lessons to add Fiber Arts (back in) to their curriculum.



"Pottery Topics"

with Genie Mysorkski, Retired Art Educator and Professional Potter

Join veteran educator Genie for an exploration of pottery topic ideas for the classroom.



"Portraits with Tempera Layers"

with Katie Ledbetter, ACISD, Rockport-Fulton HS Art Teacher

Tempera is not just for elementary! In this course, we will learn how to use tempera layers to create unique self-portraits. Participants will walk away with instructions and an example of how to create this interesting piece of artwork.

Topic Schedule: Friday, February 3, 2017

Session 3: 1:45 p.m. – 3:45 p.m.



"Painting to Music"

with Lynda Turner, ACISD, Live Oak Elementary Art Teacher

This class will explore two different artists - Piet Mondrian and Wassily Kandinsky. We will experiment with painting in their abstract styles while listening to jazz, big band, and classical music.

"Lend your ears to music, open your eyes to painting, and ... stop thinking!" - Kandinsky.

"The position of the artist is humble. He is essentially a channel." - Mondrian.



"Rooftops: A Perspectives Lesson"

with Virginia Vaughan, Professional Artist and Art Educator

Drawing in perspective with basic awareness of horizon and vanishing point, but NO RULERS! We draw with white pencil on black. "Highlighting" instead of "shading."



"Colorizing Scratchboard"

with Peggy Yandell, Retired Art Educator and Professional Artist

Explore how to add color to scratchboard drawings. We will work small on 5x7 Ampersand scratchboards and use watercolor pencils, watercolor paints and colored ink – all materials readily available in most art classrooms.



"Steampunk Inventions"

with James Moltz, Retired Art Educator and Professional Artist

Learn to use gears and copper to encourage your students' assemblage imaginations with trendy Steampunk inventions such as small sculptures and jewelry.

Topic Schedule: Friday, February 3, 2017

Session 4: 4:00 p.m. – 6:00 p.m.



“Wire Sculpture”

with Audrianna Rios, RCA Youth Instructor and TAMUCC Art Major

Explore the basics of constructing & developing wire sculpture. Appropriate for all levels. Audrianna has used her process with elementary level learners as well as in her own art work.



“Basic Beginnings for Any Painting”

with Virginia Vaughan, Professional Artist and Art Educator

Help your students to get started with a painting, exploring the idea, seeing the easiest line, the shapes and colors.



“Sketching with Water Soluble Graphite”

with Peggy Yandell, Retired Art Educator and Professional Artist

Learn to sketch with water soluble graphite pencils and spot coloring with watercolor pencils.



“Creative Paper Designs”

with James Moltz, Retired Art Educator and Professional Artist

Learning to use different kinds of scrap papers art teachers collect and learn to do cuts and folds to create images, but sculptural and 2 dimensional.

Topic Schedule: Saturday, February 4, 2017


Session 5: 8:00 a.m. – 11:00 a.m.



“Tips and Tools for Drawing What You See” with Martha Berkebile, RCA Art Faculty

Drawing can be intimidating for some. To draw well, the artist must be able to observe the subject carefully. The artist must also accurately understand those observations. The same can be said of evaluating the drawing in progress.

This workshop is designed to help you draw what you really see. You’ll learn how to make tools that can help you evaluate your own work. The techniques can be taken back to your students to help them improve their observation skills as well. We’ll finish the class with a practice still life to help you sharpen your observation skills.



“Portrait Painting” with Carol Frappier, RCA Art Faculty

Carol will show you tips and tricks for creating successful self-portraits. She will review the historical significance of self-portraits and discuss various approaches to teaching self-portraits at various grade levels and then participants will go on to paint their own self-portraits in the participant’s choice of pastel or acrylic.



“Variations on a Theme” Exploring Jewelry Design with Nell Bednarz, RCA Art Faculty

Explore the many decisions involved in making jewelry including why we experiment and make the decisions we do. Students will not only learn how to make jewelry, they will learn how to teach jewelry making to others.

Topic Schedule: Saturday, February 4, 2017

Session 6: 12:30 p.m. – 3:30 p.m.



“Exploring Abstract Painting”
with Rebecca Bridges Rice, RCA Art Faculty

Abstract art does not depict objects in the natural world, but instead uses color and form in a non-representational way. The abstract art we will explore should be a personal expression of your ideas and concepts. This class will explore how to use elements and principals of design such as texture, color, line, shape, tone, value, movement and balance to create your designs.



“Pan Pastels”
with Enid Wood, Professional Texas Arist

Explore the vibrant world of pan pastels with Enid Wood. Colourfin, the manufacturer of PanPastels, and Ampersand, the manufacturer of Pastelbord, has offered to supply some of the materials for teachers to experiment with.



“Blacksmithing”
with James Moltz, Retired Art Educator and Professional Artist

Participants will learn the basics of blacksmithing and will complete an average of two projects per person.